



“ ” “ ”

“ ” 2021 3 22


2021 143

“ ”

5G

	5G	5G


5G



	1,015.17	15.30%	7,829.57	3.40%
	2,141.04	22.37%	7,770.38	-26.39%

2021 1-2 2020

5G



5G

+

2021	1-2	2020	
25.04%	22.75%		5G
		5.44%	6.93%

5G

5G

5G

5G

2017 3

2019

2 100

1 500

2021

5

AS9100

1-2

35

	45.35	183.61%	106.07	-18.50%

2021 1-2 2020
45.35 106.07 2020 18.50%

2021 1-2
183.61%

35%

2016

Optifine

70%


Optifine

1

Optifine

	μ					

2



2.5

863

2.5

2021 6

Optifine

Optifine

225

Optifine

40%

2020

43,491.68

27.19%

--	--	--	--	--

	6,533.09	9,402.20	-2,869.11	-30.52%
	24,010.08	34,266.04	-10,255.96	-29.93%
	12,948.52	16,068.84	-3,120.32	-19.42%
	43,491.68	59,737.08	-16,245.40	-27.19%

1

2020 6,533.09
30.52% 2020 2019 9.91%
2,043 2020
574.19 674
2020 478.85

2

2020 24,010.08 29.93%
2019 20% 16%
17%
15,003.19 2020
5,506
4,158

3

2020 12,948.52 19.42%
2019
5,580.40 842
2019 2019 2020
0.3% 2,987.89

5%

2021 3 25