

300428

2021-024



“ ” “ ” “ ”

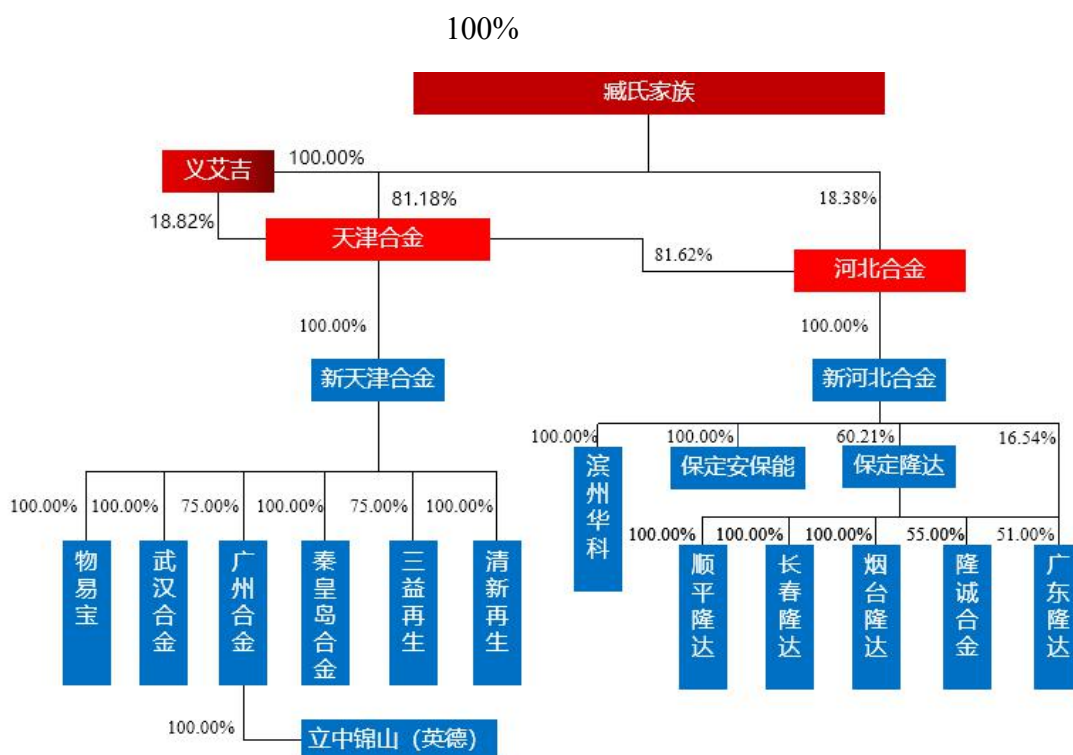
2021 2 4

2021 030004

“ ”

“ ”

100%



[2020]250Z0146 2019 12 31

103,178.39

[2020] 010162

2019 12 31

123,100.78

19,922.39

19.31%

18,100.78

105,000.00

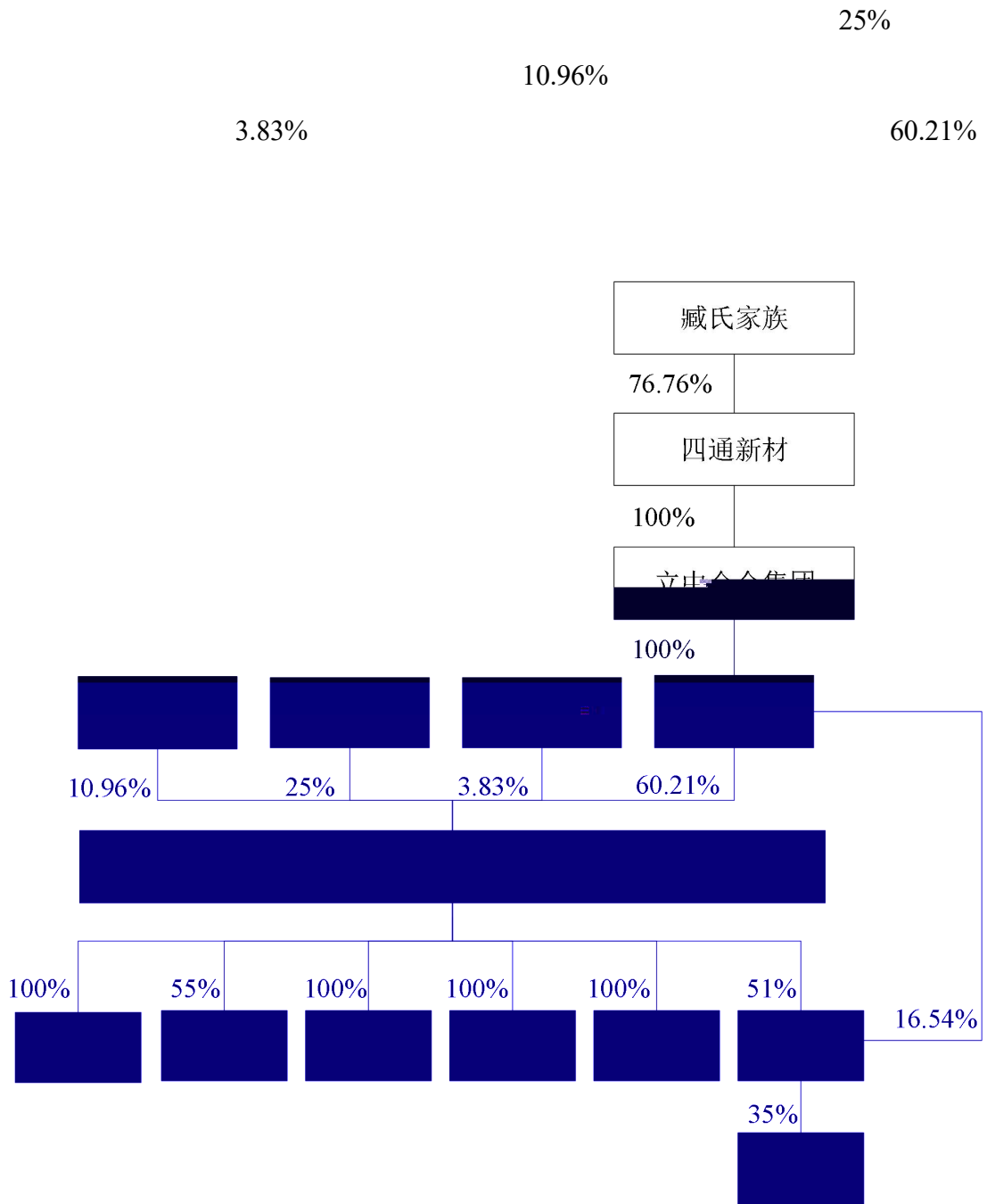
85.30%

1.77%

18,100.78

1

2



[2020]250Z0199

2020 6 30
 60,507.18
 24,075.81



[2020] 010253

2020 6 30

69,901.12

79,800.00

9,898.88

79,800.00

19,292.82

31.89%

79,800.00

39.79%

31,752.06

701.61

39.79%

31,050.45

39.79%

97.79%

28.97%

65,627.01

15.54%

79,800.00

31.89%

	+						
2019/12/31		103,178.39	123,100.78	123,900.00	19.31%	20.08%	0.65%
		56,798.47	65,627.01	80,100.00	15.54%	41.02%	18.07%
2020/6/30		60,507.18	69,901.12	79,800.00	15.53%	31.89%	12.40%

15.54%

41.02%

14,472.99

18.07% ~~Ä/€@~~

15.53%

31.89%

9,898.88

12.40%

9.13%

1

80,100.00

79,800.00

300.00

0.37%


β

10.65%

10.34%

2

65,627.01



1

18,100.78

0.65%

123,100.78

18,100.78

105,000.00

1.77%

76.76%

2

701.61

12.40%

	2020	1-3		2020
4			2020	5-12
				2020
2020		1		
		2020	2	

701.61

5G

1

2020 1

2020

6 15

“

”

4S

2020

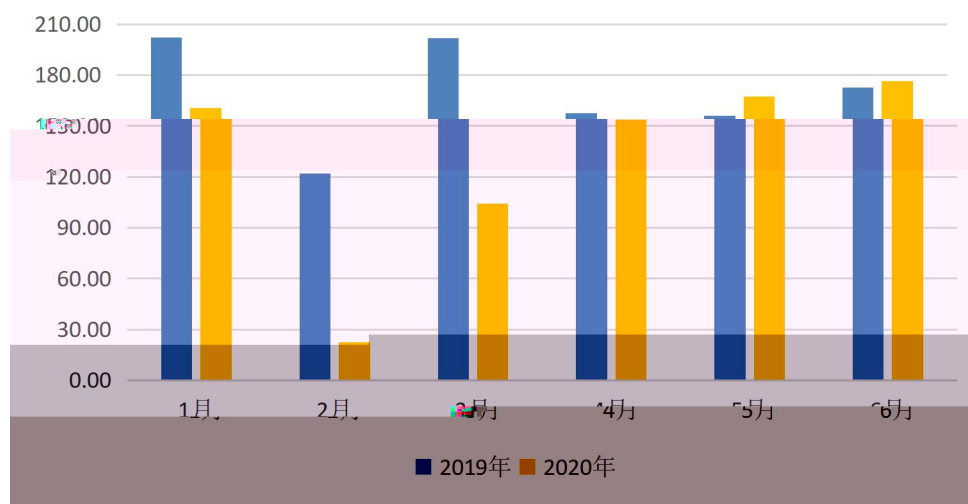
366.70

42.42%

2020 4

5 6

2020年和2019年乘用车1-6月分月销量（万辆）



2

2020 1-3

2020

2020 2-3

“ ”

2020 3 4

wind

2020

	15.03	-47.04%	24.48	16.70%
	46.48	-46.06%	93.52	11.80%
	60.77	-22.56%	102.30	26.38%
	18.30	-60.89%	39.44	-12.60%
	17.92	-58.03%	37.70	-7.40%

15.03

47.04% 24.48 16.7% 2020

 46.48 46.06% 93.52

11.80% 2020 60.77

22.56% 102.30 26.38%

2020 18.30 60.89%

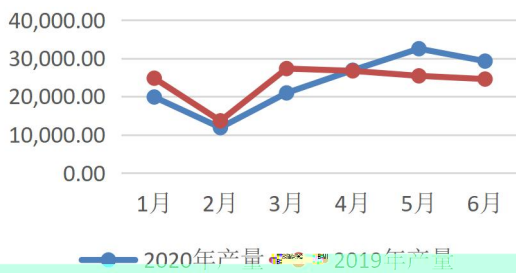
39.44 12.60% 2020

 17.92 58.03% 37.70

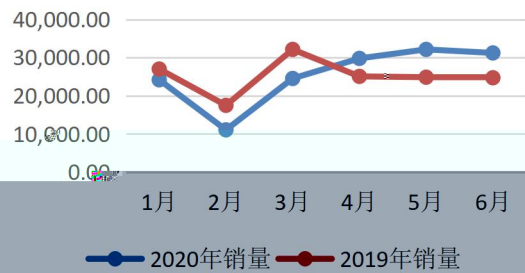
7.40%

2020

2020年1-6月和上年同期分月产量
(单位: 吨)



2020年1-6月和上年同期分月销量
(单位: 吨)



2020 3

2020 4-6

2020 6 15

2020 3-5

11

2020 6 15

5

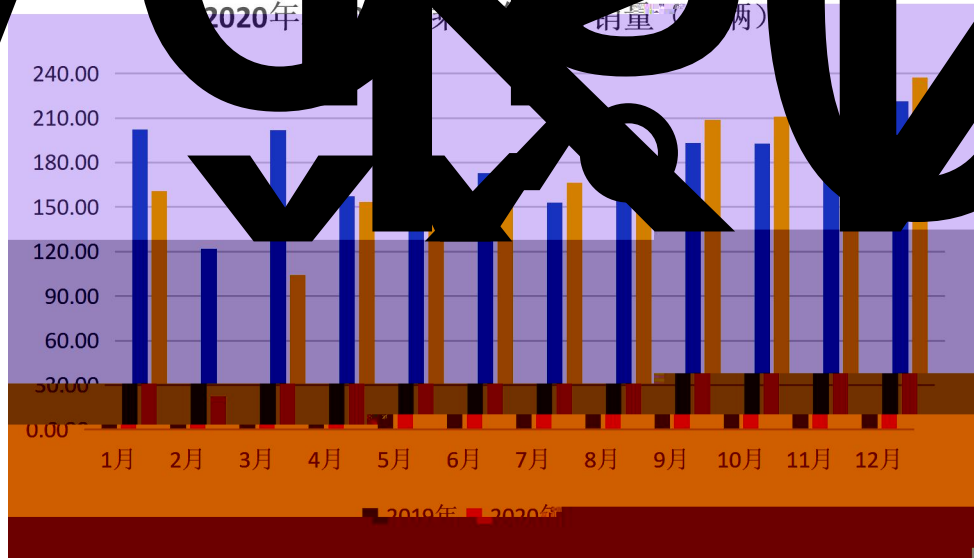
2020 6 15

6

	2019	12	31		
	123,100.78				
	105,000.00				
	18,100.78				
	103,178.39		1.77%		100%
	100%				

1

	2020				
2020	1-3			2020	4
		5-12		2020	



2

2020

2020

2019

	219,036.03	183,735.00	119.21%	360,297.39	328,222.48	109.77%	335,214.50	107.48%
	228,789.68	190,868.33	119.87%	381,667.30	343,745.96	111.03%	352,708.05	108.21%
	244,557.40	190,058.00	128.68%	401,478.30	346,978.90	115.71%	362,364.10	110.79%

2020 2020 7-12 +2020

2020 7 2020

2015 22.72 2019 35.27 11.62%

2020 3-4

2020

2019

2020

2020

2020 1-3

2020

4

5-12

2020

2020

1

2020 2

79,800.00

60,507.18

19,292.82

31.89%

1

A

wind

2019 8.65 1.37 2020
10.82 1.18

1 2020
2020 2020 2019

	219,036.03	183,735.00	119.21%	360,297.39	328,222.48	109.77%	335,214.50	107.48%
	228,789.68	190,868.33	119.87%	381,667.30	343,745.96	111.03%	352,708.05	108.21%
	244,557.40	190,058.00	128.68%	401,478.30	346,978.90	115.71%	362,364.10	110.79%

2020 2020 7-12 2020 7 2020
2020 +2020

2020 2019
2020
2020 2020
2020 2020 1-3
4

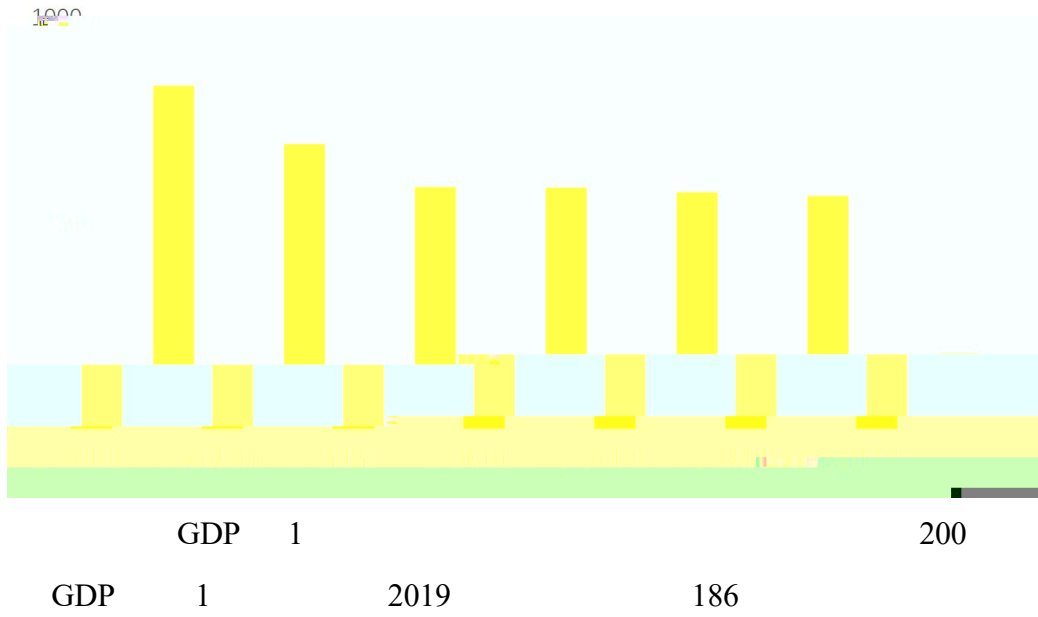
2020 7-12 5,834.10 2020 7-12
5,157.87 2020 7-12 113.11%
2020 10,140.94 2020

9,464.71 2020 107.14%

2

2019 2.6 14

186 1/5 1/4 1/3



2018

2019

2015

GDP

GDP

2018

2015

2,110.87

2016 -2019

5% 4% 3% 2%

2015

2016	6.70%	5.00%	2,216.41	15.08%	2,429.22	-212.81	-212.81
2017	6.90%	4.00%	2,305.07	1.86%	2,474.44	-169.37	-382.18
2018	6.60%	3.00%	2,374.22	-4.34%	2,367.16	7.06	-375.11
2019	6.10%	2.00%	2,421.71	-9.45%	2,143.41	278.30	-96.82

=

-

=

2020

2015

2020

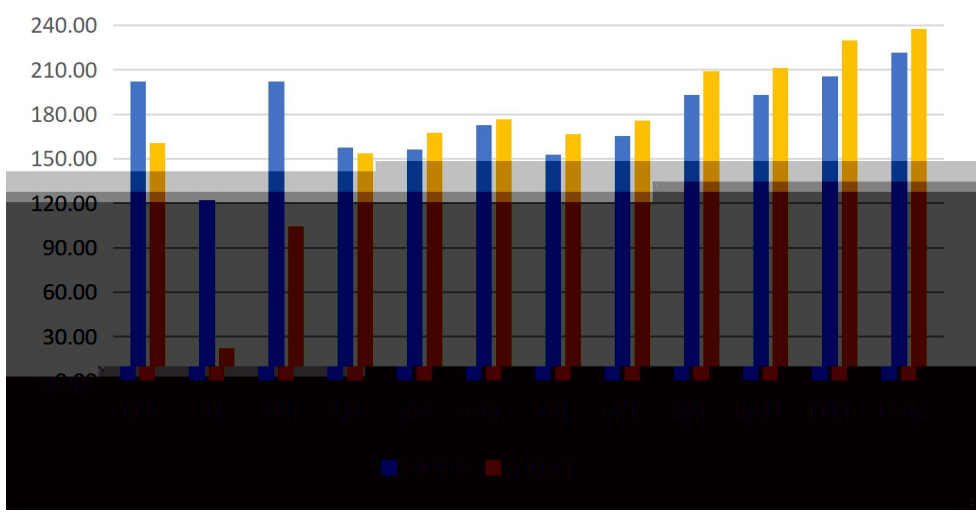
2020 1-3

2020 4

5-12

2020

2020年和2019年乘用车分月销量（万辆）



4 2018 2019

2018

“

”

2020

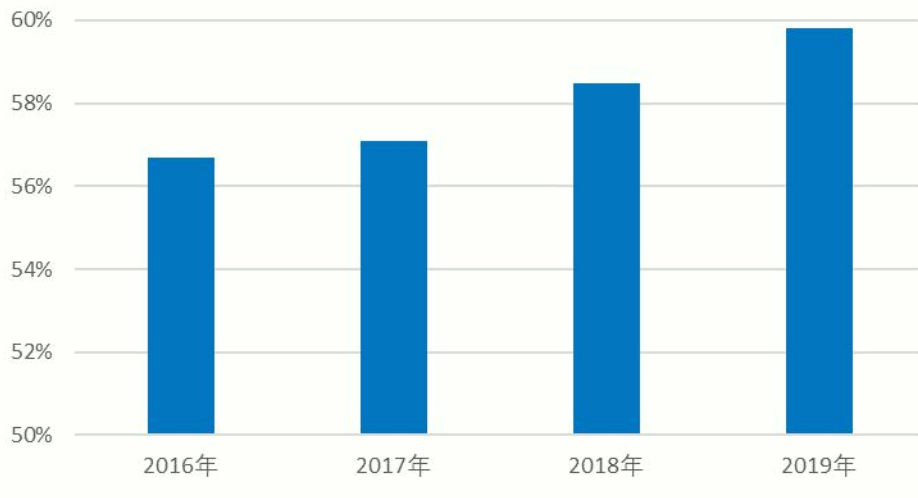
“

”

2016

2019

2016年至2019年乘用车销量前十车企市场占有率



2018 2019

2018 2019

5

95%

2003

	1	76,252.69	1	75,126.68	1	65,547.56	
	2	37,017.37	4	28,996.54	3	33,553.21	
	3	35,438.54	3	32,493.70	4	31,671.05	2019 8 50%
	4	35,007.62	5	21,118.29	6	16,999.58	60%
	5	34,141.85	2	33,632.41	2	46,979.98	
	6	15,688.05	6	12,459.57	8	10,561.71	70%
	7	11,031.99	7	11,905.55	5	21,275.38	
	8	10,974.04	8	11,771.07	7	13,906.85	70%
	9	9,772.11	9	9,854.37	9	9,347.90	60%
	10	7,497.57	10	7,559.51	10	7,610.96	

2020

2018

2019

2020

69.59% 68.59% 67.95%

	25				1
	5	2	2018	2019	
33.26	35.27				

2019 12 31

123,102.78

18,100.78

100%

100%

105,000.00

1.77%

60.21%

“

”

2020

			1.77%
	100%	100%	28.97%
		39.79%	
136,050.45		154,853.20	
	123,100.78		
79,800.00	39.79%	31,752.42	

2020

2020

3-5

2020 6 15

2020

2020 4

2020

9 14

2020 4-9

2019

2020 9

0.65%

123,100.78

18,100.78

105,000.00

1.77%

76.76%

12.40%

	56,798.47	65,627.01	60,507.18	69,901.12
	56,798.47	80,100.00	60,507.18	79,800.00

<

>

2021 3 2