



“ ” “ ” “ ”

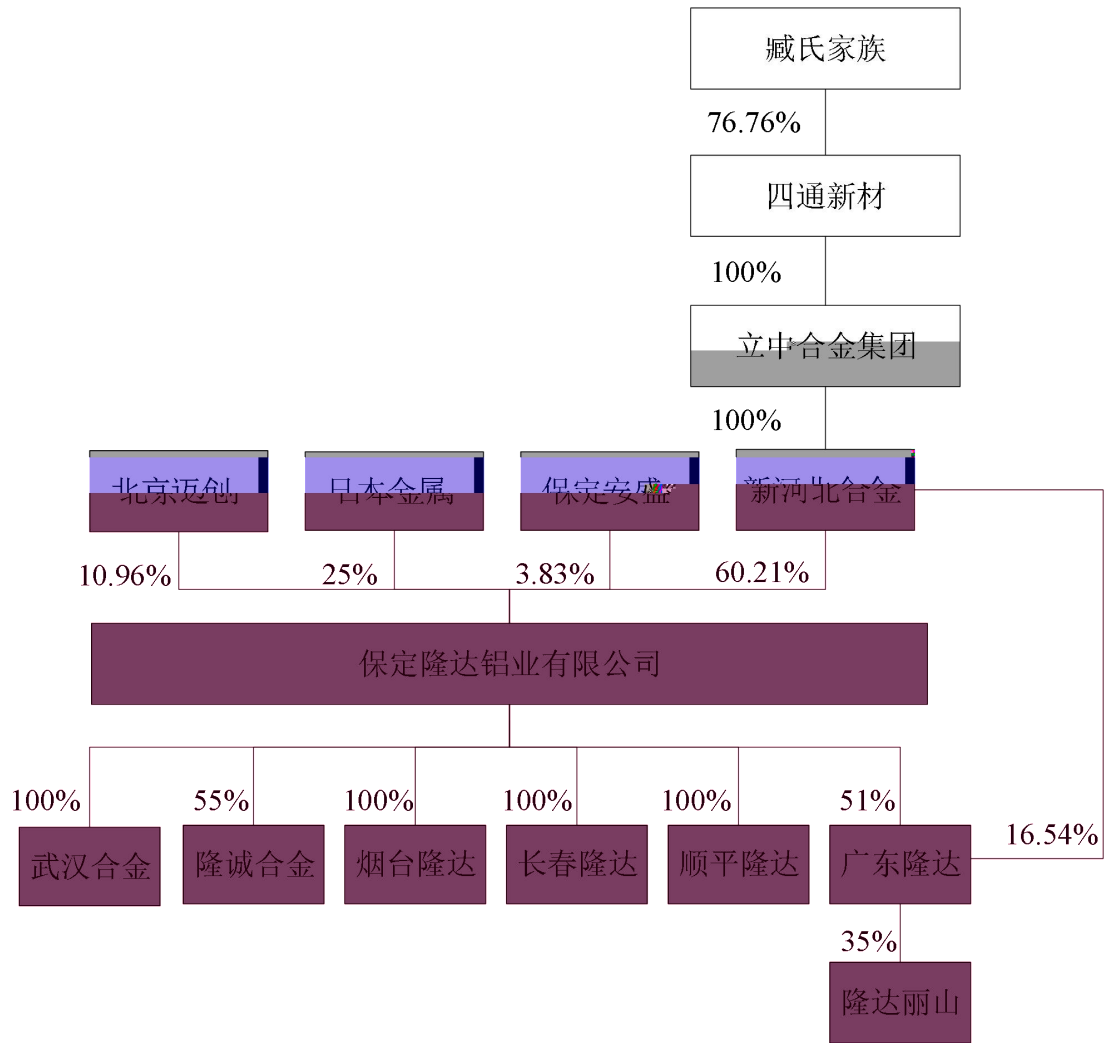
2021 2 4

2021 030004

“ ”

“ ”





[2020]250Z0199

2020 6 30  
60,507.18  
24,075.81

	[2020]	010253		2020	6	30
						69,901.12
			79,800.00			9,898.88
			12.40%			
		79,800.00		19,292.82		31.89%
		79,800.00		39.79%		
31,752.06			701.61			
39.79%		31,050.45		39.79%		

97.79%

28.97%

65,627.01

15.54%

79,800.00

31.89%

2019/12/31	+	103,178.39	123,100.78	123,900.00	19.31%	20.08%	0.65%
		56,798.47	65,627.01	80,100.00	15.54%	41.02%	18.07%
2020/6/30		60,507.18	69,901.12	79,800.00	15.53%	31.89%	12.40%

15.54%

41.02%

14,472.99

18.07%

15.53%

31.89%

9,898.88

12.40%

9.13%

4,574.11

5.67%

1

80,100.00

79,800.00

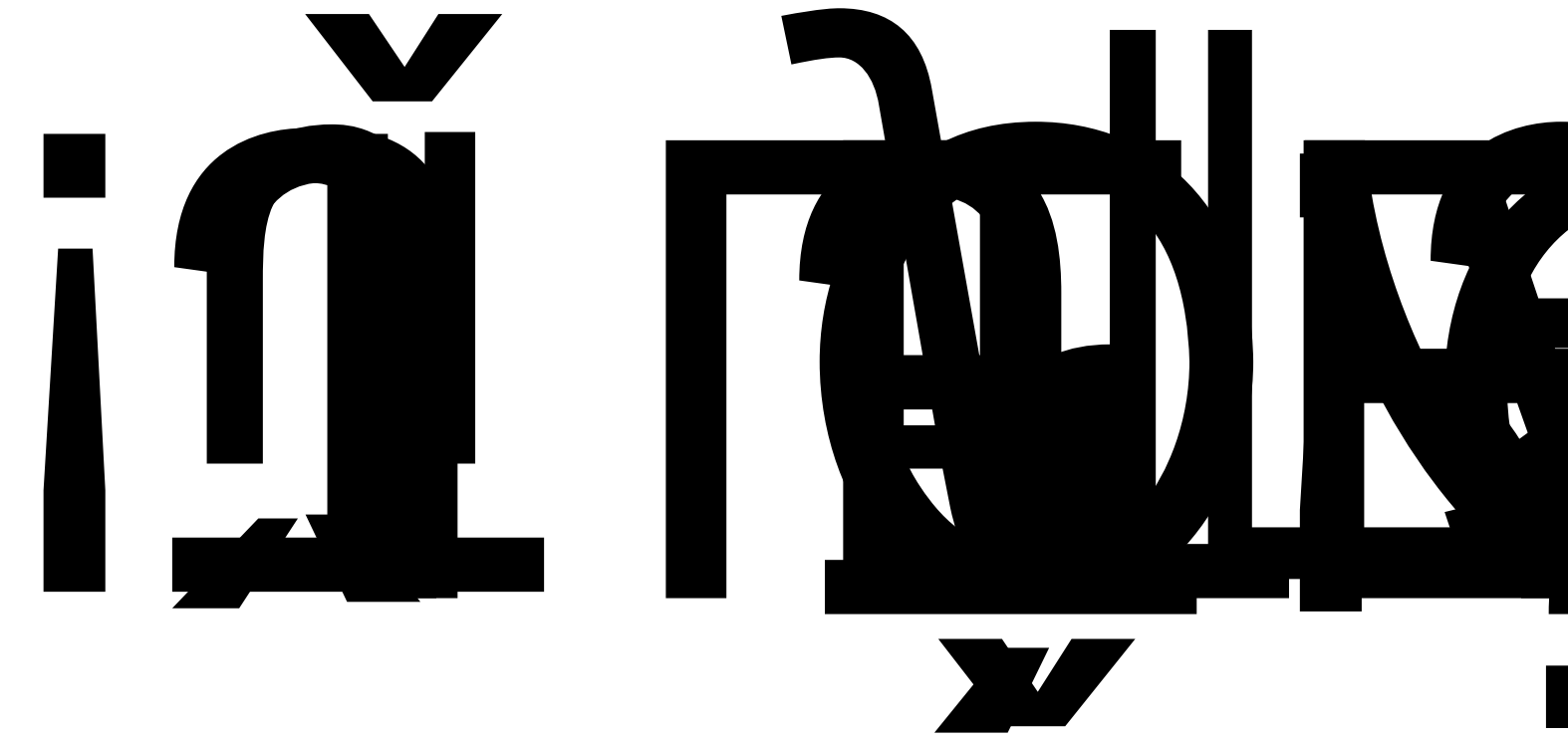
300.00

0.37%

β

10.65%

10.34%



2

20.08% 31.89% 11.81%

105,000.00 85.30%  
1.77% 39.79%  
31,050.45 39.79% 97.79%  
28.97%

1 18,100.78

0.65%

123,100.78  
18,100.78 105,000.00  
1.77%

76.76%

2 701.61



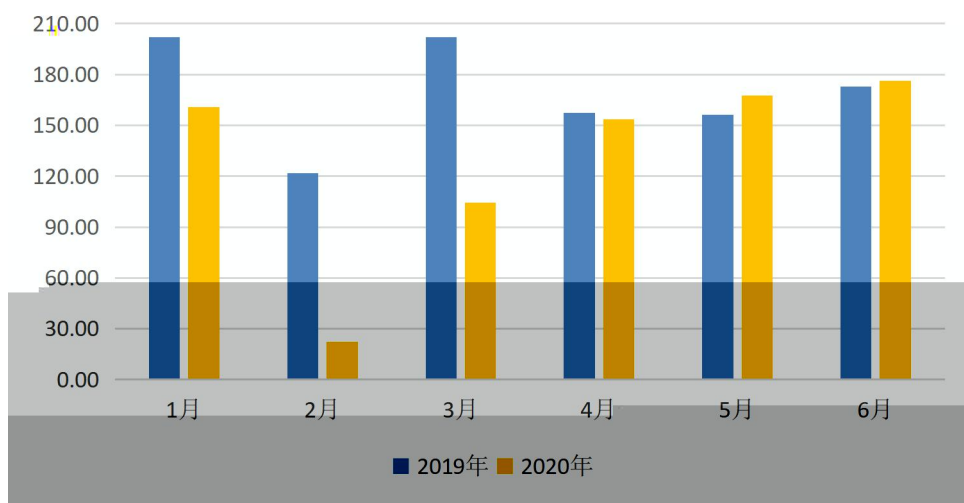
2020 1 2020  
 6 15  
 “ ”

4S

2020 366.70 42.42%

2020 4 5 6

2020年和2019年乘用车1-6月分月销量（万辆）



2

2020 1-3

2020 2-3

“ ”

2020 3 4

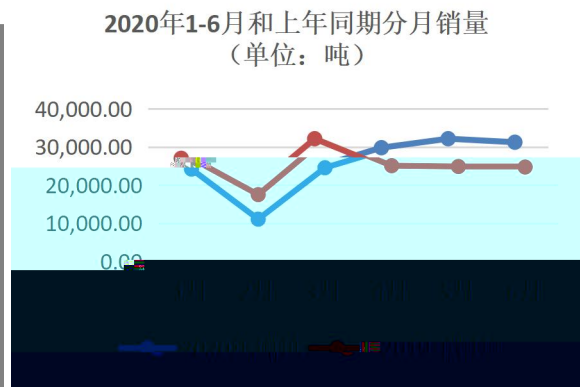
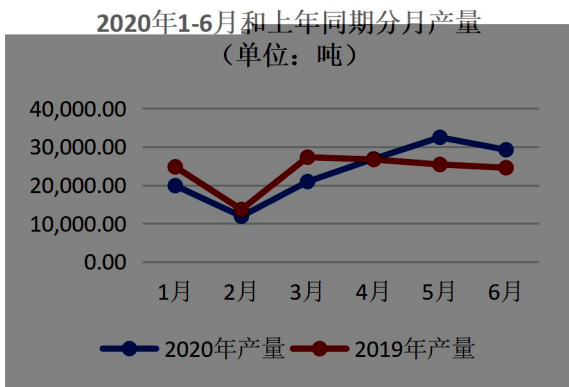
wind

2020

	15.03	-47.04%	24.48	16.70%
	46.48	-46.06%	93.52	11.80%
	60.77	-22.56%	102.30	26.38%
	18.30	-60.89%	39.44	-12.60%

		17.92	-58.03%	37.70

15.03  
 47.04% 24.48 16.7% 2020  
 46.48 46.06% 93.52  
 11.80% 2020 60.77  
 22.56% 102.30 26.38%  
 2020 18.30 60.89%  
 39.44 12.60% 2020  
 17.92 58.03% 37.70  
 7.40%  
 2020



2020 3  
 2020 4-6  
 2020 6 15 2  
 2020 3-5  
 11 2020 6 15 6

2020 6 15

2019 12 31

123,100.78

105,000.00

18,100.78

103,178.39

1.77%

100%

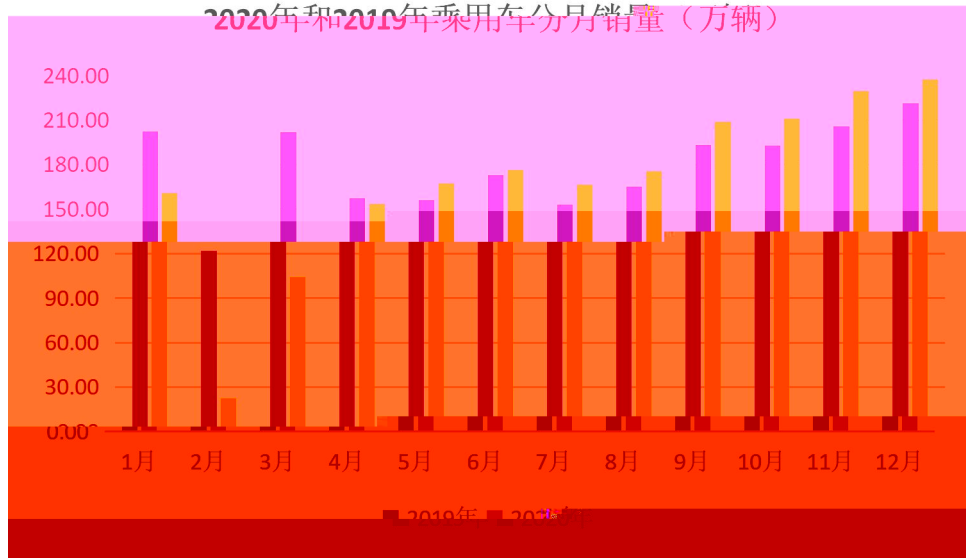
100%

1

2020

2020 1-3

2020 4



2

2020

2020

2019

	219,036.03	183,735.00	119.21%	360,297.39	328,222.48	109.77%	335,214.50	107.48%
	228,789.68	190,868.33	119.87%	381,667.30	343,745.96	111.03%	352,708.05	108.21%
	244,557.40	190,058.00	128.68%	401,478.30	346,978.90	115.71%	362,364.10	110.79%

2020 2020 7-12 2020 7 2020  
2020 +2020

2020

2019

2020

2020

2020 1-3

4

1995 12

5

2

2015 22.72 2019 35.27 11.62%

2020 3-4

2020

2019

2020

2020

2020 1-3

2020

4

5-12

2020

2020

1

2020 2

79,800.00

60,507.18

19,292.82

31.89%

1

A

2019

2020

002540.SZ		21.61	1.21	25.18	1.46
601388.SH		59.25	1.47	18.68	2.12
603876.SH		24.29	1.82	-87.27	1.85

wind

1 ÷2019 /2020

2 ÷2019 12 31 /2020 12 31

3 2020

4 2020 2020

39.79%

31,050.45

2019 12

31

22,600.11

2019

3,588.33

8.65 1.37

2020 12 31

26,238.64

2020

2,868.56

10.82 1.18

2

2019-03-27	002532.SZ	100%	1,702,800.00	15.74	1.54
2017-06-02	300057.SZ	23%	27,600.00	19.51	1.07
2020-03-21	600890.SH	100%	3,050,000.00	10.92	1.09


wind

2019 8.65 1.37 2020  
10.82 1.18

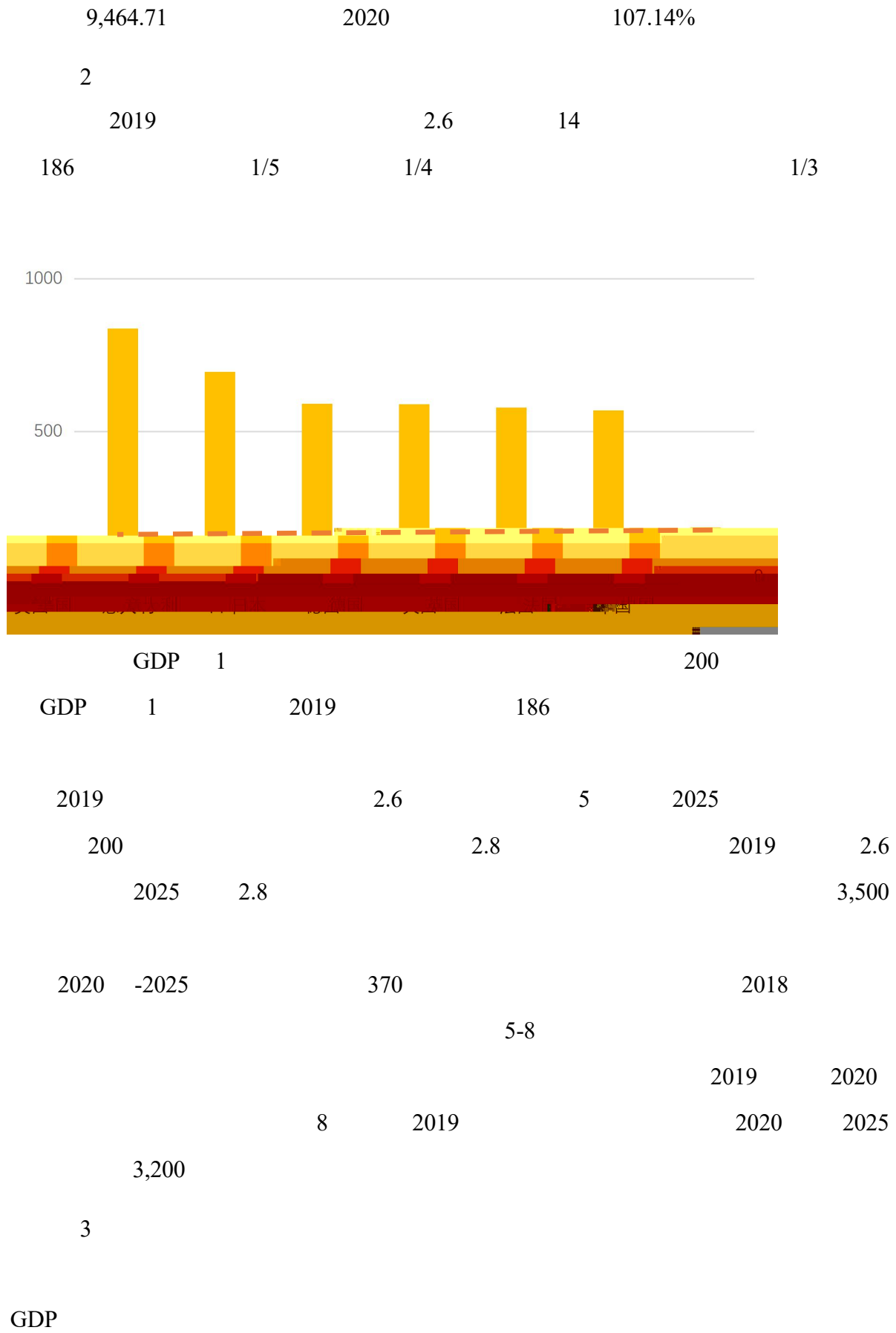
1 2020  
2020 2020 2019

	219,036.03	183,735.00	119.21%	360,297.39	328,222.48	109.77%	335,214.50	107.48%
	228,789.68	190,868.33	119.87%	381,667.30	343,745.96	111.03%	352,708.05	108.21%
	244,557.40	190,058.00	128.68%	401,478.30	346,978.90	115.71%	362,364.10	110.79%

2020 2020 7-12 2020 7 2020  
2020 +2020

2020 2019  
2020  
2020 2020  
2020 1-3  
4

2020 7-12 5,834.10 2020 7-12  
5,157.87 2020 7-12 113.11%  
2020 10,140.94 2020



2018

2019

2015

GDP

GDP

2018

2015

2,110.87

2016 -2019

5% 4% 3% 2%

2015

2016	6.70%	5.00%	2,216.41	15.08%	2,429.22	-212.81	-212.81
2017	6.90%	4.00%	2,305.07	1.86%	2,474.44	-169.37	-382.18
2018	6.60%	3.00%	2,374.22	-4.34%	2,367.16	7.06	-375.11
2019	6.10%	2.00%	2,421.71	-9.45%	2,143.41	278.30	-96.82

=

-

=

2020

2015

2020

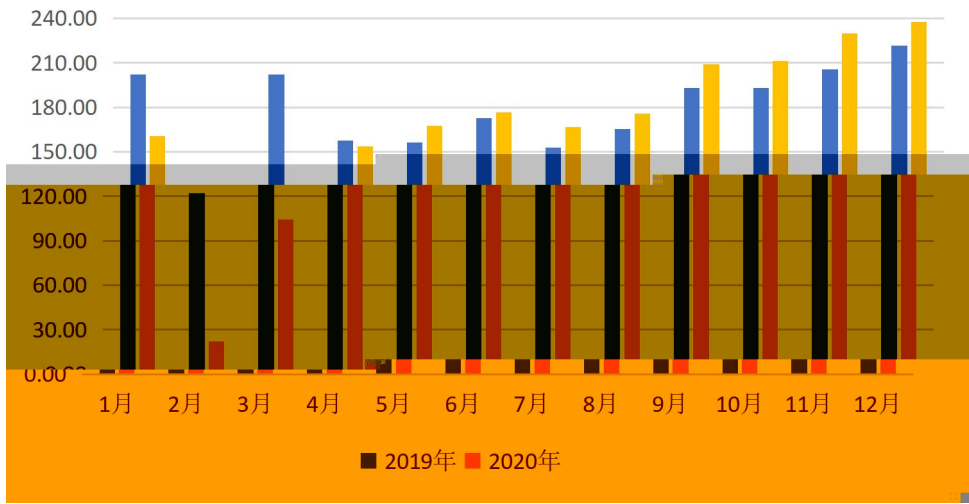
2020 1-3

2020 4

5-12

2020

2020年和2019年乘用车分月销量（万辆）



4 2018 2019

2018

“

”

2020

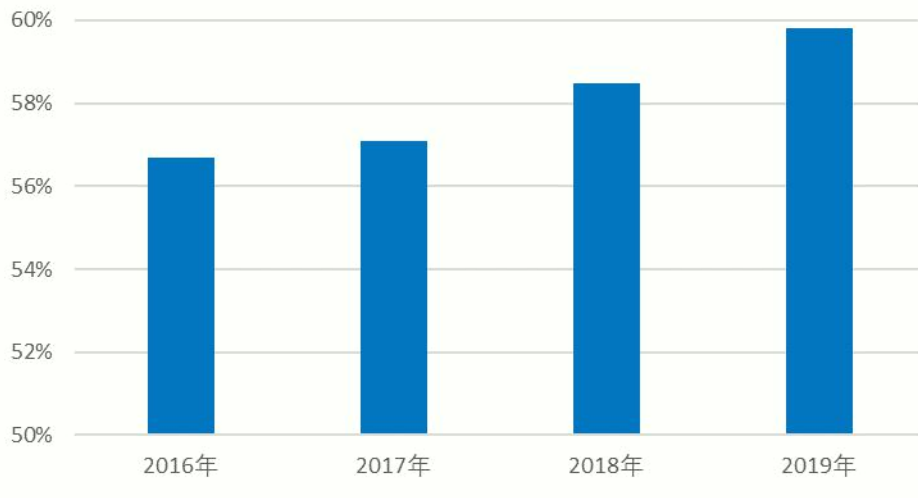
“

”

2016

2019

2016年至2019年乘用车销量前十车企市场占有率



2018 2019

2018 2019

5

95%

	1	76,252.69	1	75,126.68	1	65,547.56	
	2	37,017.37	4	28,996.54	3	33,553.21	
	3	35,438.54	3	32,493.70	4	31,671.05	2019 8 50%
	4	35,007.62	5	21,118.29	6	16,999.58	60%
	5	34,141.85	2	33,632.41	2	46,979.98	
	6	15,688.05	6	12,459.57	8	10,561.71	70%
	7	11,031.99	7	11,905.55	5	21,275.38	
	8	10,974.04	8	11,771.07	7	13,906.85	70%
	9	9,772.11	9	9,854.37	9	9,347.90	60%
	10	7,497.57	10	7,559.51	10	7,610.96	

2020

2018

2019

2020

69.59% 68.59% 67.95%

	25				1
	5	2	2018	2019	
33.26	35.27				

2019 12 31

123,102.78

18,100.78

100%

100%

105,000.00

1.77%

60.21%

“

”

2020

			1.77%
	100%	100%	28.97%
		39.79%	
136,050.45		154,853.20	
	123,100.78		
79,800.00	39.79%	31,752.42	

2020

2020

3-5

2020 6 15

2020

2020 4 2020  
9 14 2020 4-9 2019 2020  
2020 9

0.65%

123,100.78

18,100.78

105,000.00

1.77%

76.76%

12.40%





<

>

2021 2 17